

LP182*182-M-78-NB

Rated Power 610-625W

N-Type TOPCon Dual Glass



N-Type MBB Cell
New circuit design N-type cells, can increase the output power of 10W~20W



Low Light Features
Higher performance under low light environment.



Bifacial with dual glass
Module adopts 182*182mm half cells, bifacial module provide an additional 5%~25% output.



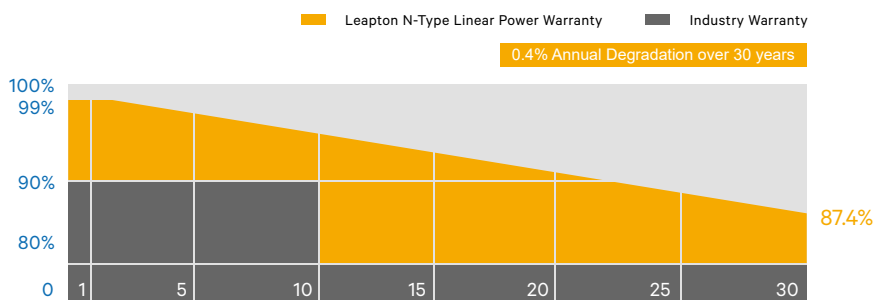
PID Protection
Ensure the attenuation probability caused by PID phenomenon is minimized.



Harsh Environmental Adaptability
Strict salt spray and ammonia corrosion test by TUV Nord.



Load Capacity
Mechanical load tests including wind load 2400 Pa and snow load 5400 Pa done by TUV Nord.



Headquarter : Leapton Energy Co., Ltd.

Tosei Bldg. 6F, 1-2-1 Aioi-cho, Chuo-ku Kobe-shi, Hyogo, 650-0025, Japan

+81-78-382-3182

www.leaptonenergy.jp

Manufacturer : Leapton Solar (Changshu) Co., Ltd.

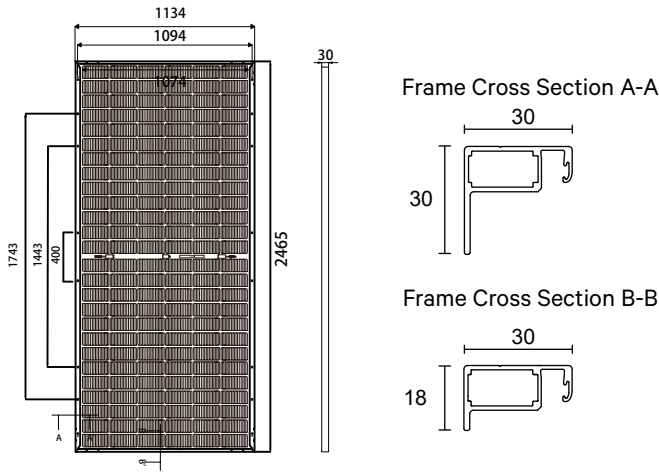
No.9, Sunshine Avenue, Changshu City, Jiangsu, China

+86-512-88800068

info@leaptonenergy.com

www.leaptonpv.com

MECHANICAL DIAGRAMS



SPECIFICATIONS

Weight	34.3kg
Dimensions	2465mm*1134mm*30mm
Cell Dimensions	182*182mm
Cell Amount	78*2 pcs
Maximum System Voltage	1500V
Junction Box	IP68
Front glass	2.0mm, Anti-Reflection Coating
Back glass	2.0mm, Heat Strengthened Glass
Frame	Aluminum Alloy
Cable	4mm ² , N 1400mm/P 1400mm for Horizontal installation 4mm ² , N 300mm/P 300mm for Vertical installation
Connector	MC4 compatible
Bifaciality	80±5%

ELECTRICAL PARAMETERS AT STC

Power	610W	615W	620W	625W
Open Circuit Voltage	55.31V	55.46V	55.61V	55.76V
Short Circuit Current	13.98A	14.04A	14.09A	14.15A
Maximum Power Voltage	45.46V	45.63V	45.76V	45.92V
Maximum Power Current	13.42A	13.48A	13.55A	13.61A
Module Efficiency	21.82%	22.00%	22.18%	22.36%

* Under Standard Test Conditions (STC) of irradiance of 1000 W/m², spectrum AM 1.5 and cell temperature of 25°C.

ELECTRICAL PARAMETERS AT NMOT

Power	459W	463W	467W	471W
Open Circuit Voltage	52.51V	52.66V	52.81V	52.96V
Short Circuit Current	11.26A	11.30A	11.36A	11.39A
Maximum Power Voltage	42.39V	42.56V	42.69V	42.86V
Maximum Power Current	10.83A	10.88A	10.94A	10.99A

* Under Nominal Module Operating Temperature (NMOT), irradiance of 800 W/m², spectrum AM 1.5, ambient temperature 20°C, wind speed 1 m/s.

ELECTRICAL PARAMETERS (AT 10% BIFACIAL POWER OUTPUT)

Output Power	671W	677W	682W	688W
Open Circuit Voltage	55.31V	55.46V	55.61V	55.76V
Short Circuit Current	15.47A	15.55A	15.60A	15.67A
Maximum Power Voltage	45.46V	45.62V	45.77V	45.90V
Maximum Power Current	14.76A	14.84A	14.90A	14.99A

TEMPERATURE CHARACTERISTICS

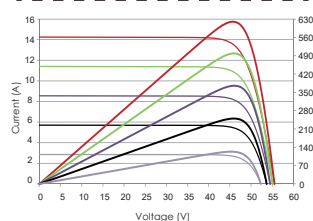
NMOT	41±3°C	Temp Coefficient of ISC	+0.046%/°C
Temp Coefficient of VOC	-0.25%/°C	Temp Coefficient of Pmax	-0.30%/°C

PACKING CONFIGURATION

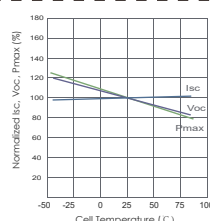
Modules/Pallet	36 Pieces	Modules/40'Container	648 Pieces
Packing Description	18 Pallets, Total=(36+36)x9=648 Pieces		

CHARACTERISTICS

LP182*182-M-78-NB-620W



LP182*182-M-78-NB-620W



MAXIMUM RATING

Output Tolerance	0~+5W
Operating Temperature	-40°C~+85°C
Wind Load/Snow Load	2400pa/5400pa
Fuse Current	25A



Headquarter : Lepton Energy Co., Ltd.

📍 Tosei Bldg. 6F, 1-2-1 Aioi-cho, Chuo-ku Kobe-shi, Hyogo, 650-0025, Japan

☎ +81-78-382-3182

🌐 www.leptonenergy.jp

Manufacturer : Lepton Solar (Changshu) Co., Ltd.

📍 No.9, Sunshine Avenue, Changshu City, Jiangsu, China

☎ +86-512-88800068

✉ info@leptonenergy.com

🌐 www.leptonpv.com