





Monofacial

Bifacial

LP182*199-M-66-NH N-Type TOPCon

Rated Power 580-600W



N-Type MBB Cell
New circuit design N-type cells, can increase the output power of 10W~20W



Low Light Features
Higher performance under low light environment.



Higher Output Power
Module adopts 182*199mm half cells, the maximum power can reach 600W.



Load Capacity
Mechanical load tests including wind load 2400 Pa and snow load 5400 Pa done by TUV Nord.

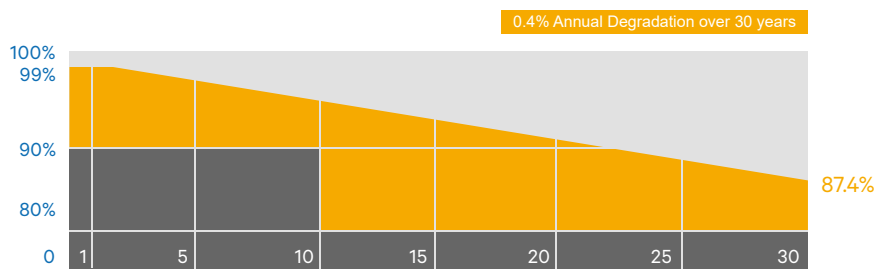


Harsh Environmental Adaptability
Strict salt spray and ammonia corrosion test by TUV Nord.

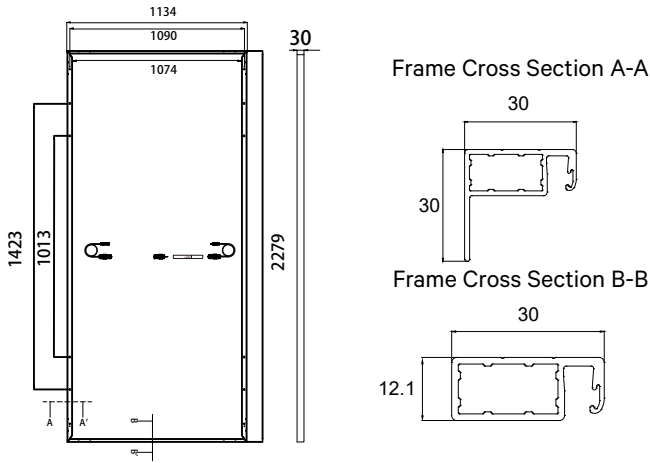


PID Protection
Ensure the attenuation probability caused by PID phenomenon is minimized.

■ Lepton Energy N-Type Linear Power Warranty ■ Industry Warranty



MECHANICAL DIAGRAMS



SPECIFICATIONS

Weight	27kg
Dimensions	2279mm*1134mm*30mm
Cell Dimensions	182*199mm
Cell Amount	66*2 pcs
Maximum System Voltage	1500V
Junction Box	IP68
Front glass	3.2mm, Anti-Reflection Coating, High Transmission, Low Iron, Tempered Glass
Frame	Aluminum Alloy
Cable	4mm ² , N 1400mm/P 1400mm for Horizontal installation 4mm ² , N 300mm/P 300mm for Vertical installation
Connector	MC4 compatible

ELECTRICAL PARAMETERS AT STC

Power	580W	585W	590W	595W	600W
Open Circuit Voltage	48.22V	48.42V	48.62V	48.82V	49.02V
Short Circuit Current	15.22A	15.27A	15.32A	15.34A	15.40A
Maximum Power Voltage	40.31V	40.51V	40.72V	40.92V	41.12V
Maximum Power Current	14.39A	14.44A	14.49A	14.54A	14.59A
Module Efficiency	22.44%	22.64%	22.83%	23.02%	23.22%

* Under Standard Test Conditions (STC) of irradiance of 1000 W/m², spectrum AM 1.5 and cell temperature of 25°C.

ELECTRICAL PARAMETERS AT NMOT

Power	437W	440W	444W	448W	452W
Open Circuit Voltage	45.84V	46.04V	46.24V	46.44V	46.64V
Short Circuit Current	12.23A	12.25A	12.28A	12.33A	12.38A
Maximum Power Voltage	37.64V	37.84V	38.04V	38.23V	38.43V
Maximum Power Current	11.61A	11.63A	11.67A	11.72A	11.76A

* Under Nominal Module Operating Temperature (NMOT), irradiance of 800 W/m², spectrum AM 1.5, ambient temperature 20°C, wind speed 1 m/s.

TEMPERATURE CHARACTERISTICS

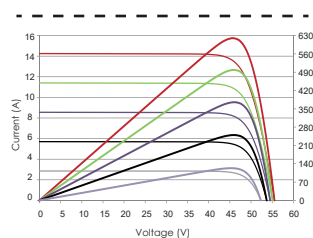
NMOT	41±3°C	Temp Coefficient of ISC	+0.046%/°C
Temp Coefficient of VOC	-0.25%/°C	Temp Coefficient of Pmax	-0.30%/°C

PACKING CONFIGURATION

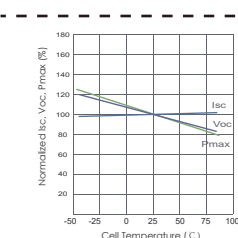
Modules/Pallet	36 Pieces	Modules/40'Container	720 Pieces
Packing Description	20 Pallets, Total=(36+36)x10=720 Pieces		

CHARACTERISTICS

LP182*199-M-66-NH 595W



LP182*199-M-66-NH 595W



MAXIMUM RATING

Output Tolerance	0~+5W
Operating Temperature	-40°C~+85°C
Wind Load/Snow Load	2400pa/5400pa
Fuse Current	25A



Headquarter : Leapton Energy Co., Ltd.

Tosei Bldg. 6F, 1-2-1 Aioi-cho, Chuo-ku Kobe-shi, Hyogo, 650-0025, Japan

+81-78-382-3182

www.leaptonenergy.jp

Manufacturer : Leapton Solar (Changshu) Co., Ltd.

No.9, Sunshine Avenue, Changshu City, Jiangsu, China

+86-512-88800068

info@leaptonenergy.com

www.leaptonpv.com